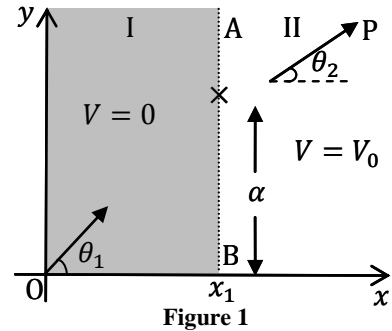


The Extremum Principle

(Total Marks: 10)

A The Extremum Principle in Mechanics

Consider a horizontal frictionless $x - y$ plane shown in Fig. 1. It is divided into two regions, I and II, by a line AB satisfying the equation $x = x_1$. The potential energy of a point particle of mass m in region I is $V = 0$ while it is $V = V_0$ in region II. The particle is sent from the origin O with speed v_1 along a line making an angle θ_1 with the x -axis. It reaches point P in region II traveling with speed v_2 along a line that makes an angle θ_2 with the x -axis. Ignore gravity and relativistic effects in this entire task T-2 (all parts).



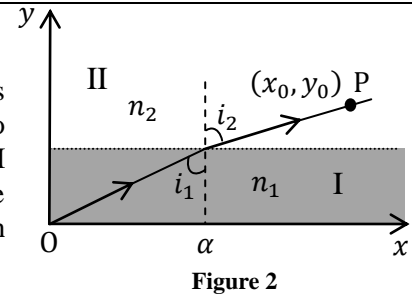
A1	Obtain an expression for v_2 in terms of m, v_1 and V_0 .	0.2
A2	Express v_2 in terms of v_1, θ_1 and θ_2 .	0.3

We define a quantity called action $A = m \int v(s)ds$, where ds is the infinitesimal length along the trajectory of a particle of mass m moving with speed $v(s)$. The integral is taken over the path. As an example, for a particle moving with constant speed v on a circular path of radius R , the action A for one revolution will be $2\pi mRv$. For a particle with constant energy E , it can be shown that of all the possible trajectories between two fixed points, the actual trajectory is the one on which A defined above is an extremum (minimum or maximum). Historically this is known as the Principle of Least Action (PLA).

A3	PLA implies that the trajectory of a particle moving between two fixed points in a region of constant potential will be a straight line. Let the two fixed points O and P in Fig. 1 have coordinates $(0,0)$ and (x_0, y_0) respectively and the boundary point where the particle transits from region I to region II have coordinates (x_1, α) . Note that x_1 is fixed and the action depends on the coordinate α only. State the expression for the action $A(\alpha)$. Use PLA to obtain the relationship between v_1/v_2 and these coordinates.	1.0
----	--	-----

B The Extremum Principle in Optics

A light ray travels from medium I to medium II with refractive indices n_1 and n_2 respectively. The two media are separated by a line parallel to the x -axis. The light ray makes an angle i_1 with the y -axis in medium I and i_2 in medium II (see Fig. 2). To obtain the trajectory of the ray, we make use of another extremum (minimum or maximum) principle known as Fermat's principle of least time.



B1	The principle states that between two fixed points, a light ray moves along a path such that time taken between the two points is an extremum. Derive the relation between $\sin i_1$ and $\sin i_2$ on the basis of Fermat's principle.	0.5
----	--	-----

Shown in Fig. 3 is a schematic sketch of the path of a laser beam incident horizontally on a solution of sugar in which the concentration of sugar decreases with height. As a consequence, the refractive index of the solution also decreases with height.

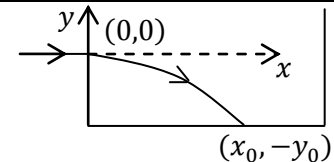


Figure 3: Tank of Sugar Solution

B2	Assume that the refractive index $n(y)$ depends only on y . Use the equation obtained in B1 to obtain the expression for the slope dy/dx of the beam's path in terms of refractive index n_0 at $y = 0$ and $n(y)$.	1.5
B3	The laser beam is directed horizontally from the origin $(0,0)$ into the sugar solution at a height y_0 from the bottom of the tank as shown in figure 3. Take $n(y) = n_0 - ky$ where n_0 and k are positive constants. Obtain an expression for x in terms of y and related quantities for the actual trajectory of the laser beam. You may use: $\int \sec\theta d\theta = \ln(\sec\theta + \tan\theta) + \text{constant}$, where $\sec\theta = 1/\cos\theta$ or $\int \frac{dx}{\sqrt{x^2-1}} = \ln(x + \sqrt{x^2-1}) + \text{constant}$	1.2
B4	Obtain the value of x_0 , the point where the beam meets the bottom of the tank. Take $y_0 = 10.0$ cm, $n_0 = 1.50, k = 0.050 \text{ cm}^{-1}$ ($1 \text{ cm} = 10^{-2} \text{ m}$).	0.8

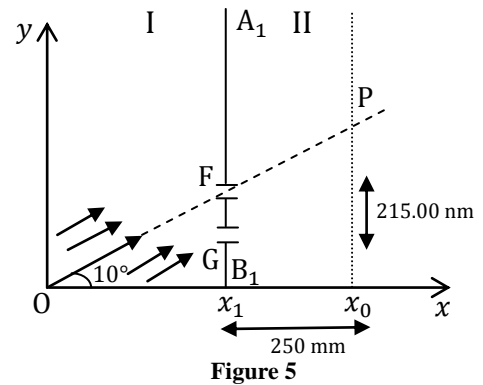
C The Extremum Principle and the Wave Nature of Matter

We now explore the connection between the PLA and the wave nature of a moving particle. For this we assume that a particle moving from O to P can take all possible trajectories and we will seek a trajectory that depends on the constructive interference of de Broglie waves.

C1	As the particle moves along its trajectory by an infinitesimal distance Δs , relate the change $\Delta\phi$ in the phase of its de Broglie wave to the change ΔA in the action and the Planck constant.	0.6
C2	<p>Recall the problem from part A where the particle traverses from O to P (see Fig. 4). Let an opaque partition be placed at the boundary AB between the two regions. There is a small opening CD of width d in AB such that $d \ll (x_0 - x_1)$ and $d \ll x_1$.</p> <p>Consider two extreme paths OCP and ODP such that OCP lies on the classical trajectory discussed in part A. Obtain the phase difference $\Delta\phi_{CD}$ between the two paths to first order.</p>	<p style="text-align: center;">Figure 4</p>

D Matter Wave Interference

Consider an electron gun at O which directs a collimated beam of electrons to a narrow slit at F in the opaque partition A_1B_1 at $x = x_1$ such that OFP is a straight line. P is a point on the screen at $x = x_0$ (see Fig. 5). The speed in I is $v_1 = 2.0000 \times 10^7 \text{ m s}^{-1}$ and $\theta = 10.0000^\circ$. The potential in II is such that speed $v_2 = 1.9900 \times 10^7 \text{ m s}^{-1}$. The distance $x_0 - x_1$ is 250.00 mm (1mm = 10^{-3} m). Ignore electron-electron interaction.



D1	If the electrons at O have been accelerated from rest, calculate the accelerating potential U_1 .	0.3
D2	Another identical slit G is made in the partition A_1B_1 at a distance of 215.00 nm (1nm = 10^{-9} m) below slit F (Fig. 5). If the phase difference between de Broglie waves arriving at P through the slits F and G is $2\pi\beta$, calculate β .	0.8
D3	What is the smallest distance Δy from P at which null (zero) electron detection maybe expected on the screen? [Note: you may find the approximation $\sin(\theta + \Delta\theta) \approx \sin \theta + \Delta\theta \cos \theta$ useful]	1.2
D4	The beam has a square cross section of $500\text{nm} \times 500\text{nm}$ and the setup is 2 m long. What should be the minimum flux density I_{min} (number of electrons per unit normal area per unit time) if, on an average, there is at least one electron in the setup at a given time?	0.4